



DESCRIPTION

Epitaxial planar type

NPN silicon transistor

The 2SD1781KR is available in SOT-23 package.

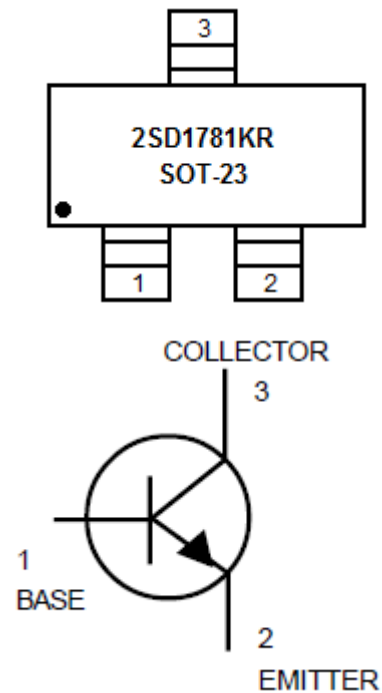
FEATURES

- Very low $V_{CE(sat)}$.
 $V_{CE(sat)} < 0.4 \text{ V (Typ.)}$
($I_C / I_B = 500\text{mA} / 50\text{mA}$)
- High current capacity in compact package
- Complements the 2SB1197KX
- RoHS Compliant
- Available in SOT-23 package

ORDERING INFORMATION

Package Type	Part Number
SOT-23	2SD1781KR
Note	3,000pcs/ Reel
AiT provides all RoHS Compliant Products	

PIN DESCRIPTION





ABSOLUTE MAXIMUM RATINGS

$T_A = 25^\circ\text{C}$

V_{CBO} , Collector-base voltage	40V
V_{CEO} , Collector-emitter voltage	32V
V_{EBO} , Emitter-base voltage	5V
I_C , Collector current	0.8A(DC) 1.5A(Pulse) ^{NOTE1}
P_C , Collector power dissipation	200mW
T_J , Junction temperature	150°C
T_{STG} , Storage temperature	-55°C ~ +150°C

Stresses above may cause permanent damage to the device. These are stress ratings only and functional operation of the device at these or any other conditions beyond those indicated in the Electrical Characteristics are not implied. Exposure to absolute maximum rating conditions for extended periods may affect device reliability.

NOTE1: Single pulse $P_w=100\text{ms}$



ELECTRICAL CHARACTERISTICS

T_A = 25°C

Parameter	Symbol	Conditions	Min.	Typ.	Max.	Unit
Collector-base breakdown voltage	BV _{CB0}	I _C = 50μA	40	-	-	V
Collector-emitter breakdown voltage	BV _{CEO}	I _C = 1mA	32	-	-	V
Emitter-base breakdown voltage	BV _{EBO}	I _E = 50μA	5	-	-	V
Collector cutoff current	I _{CB0}	V _{CB} = 20V	-	-	0.5	μA
Emitter cutoff current	I _{EBO}	V _{EB} = 4V	-	-	0.5	μA
DC current transfer ratio	h _{FE}	I _C = 100mA V _{CE} = 3V ,	180	-	390	
Collector-emitter saturation voltage	V _{CE(sat)}	I _C / I _B = 500mA / 50mA	-	-	0.4	V
Transition frequency	f _T	V _{CE} = 5V, I _E = -50mA, f = 100MHz	-	150	-	MHz
Output capacitance	C _{ob}	V _{CB} =10V, I _E =0A, f=1MHz	-	10	-	pF



TYPICAL PERFORMANCE CHARACTERISTICS

Figure 1. Grounded emitter propagation characteristics

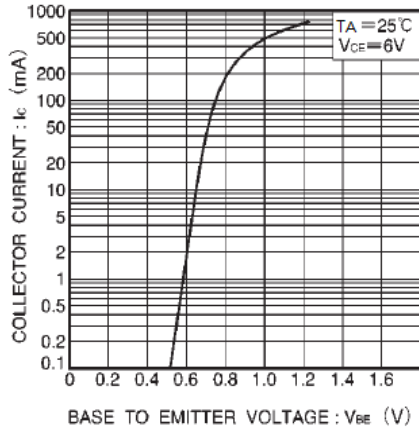


Figure 2. Grounded emitter output characteristics

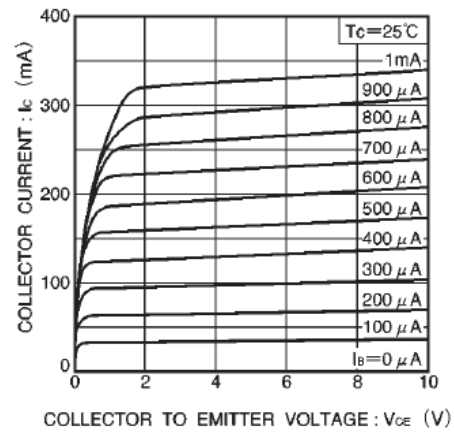


Figure 3. DC current gain vs. collector current

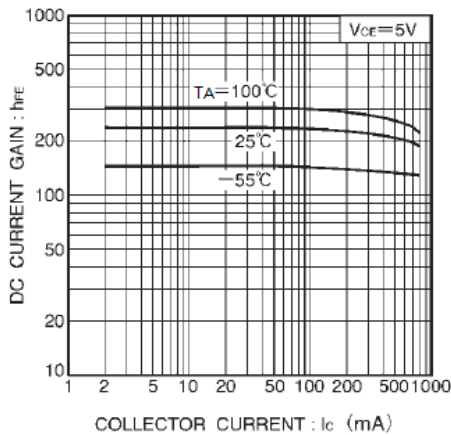


Figure 4. Collector-emitter saturation voltage vs. collector current(I)

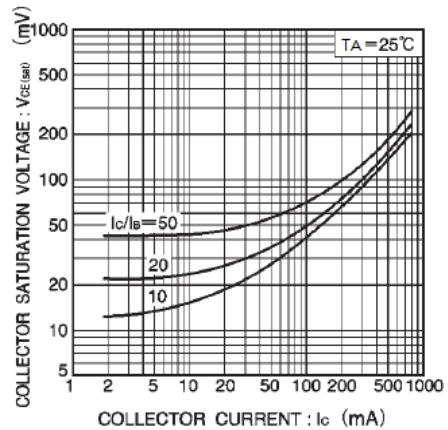


Figure 5. Collector-emitter saturation voltage vs. collector current(II)

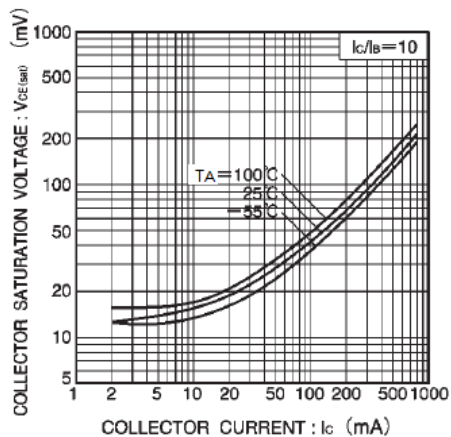


Figure 6. Gain bandwidth product vs. emitter current

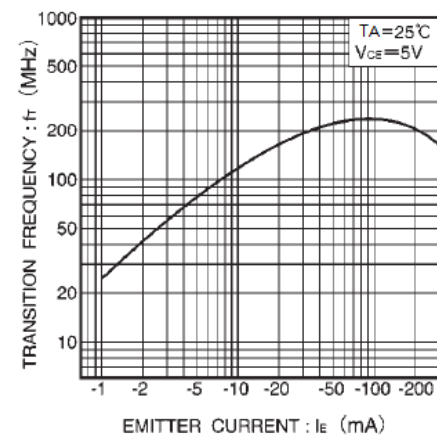




Figure 7. Collector output capacitance vs. collector-base voltage

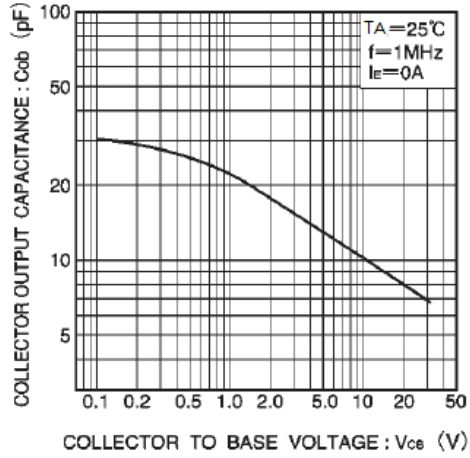
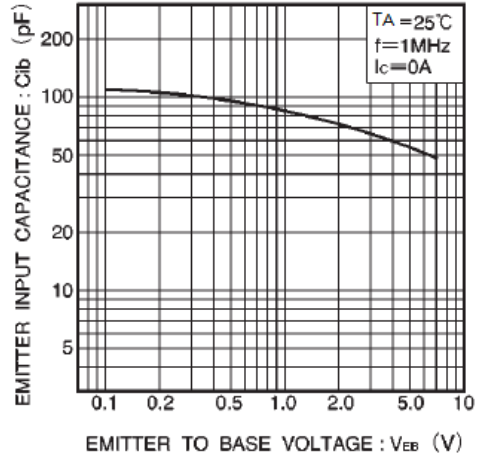


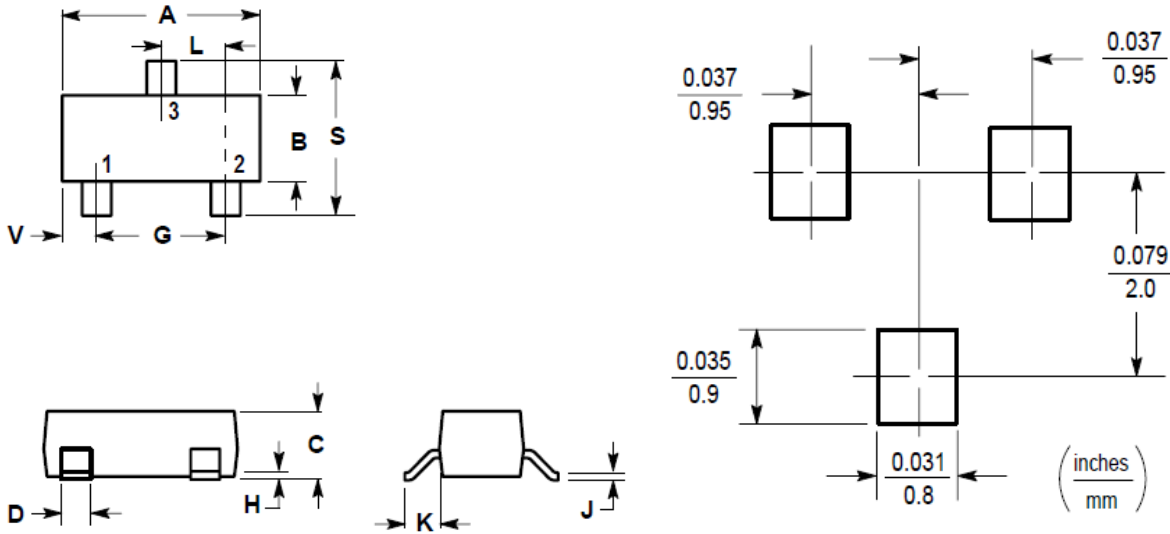
Figure 8. Emitter input capacitance vs. emitter-base voltage





PACKAGE INFORMATION

Dimension in SOT-23 Package (Unit: mm)



DIM	MILLIMETERS		INCHES	
	MIN	MAX	MIN	MAX
A	2.80	3.04	0.1102	0.1197
B	1.20	1.40	0.0472	0.0551
C	0.89	1.11	0.0350	0.0440
D	0.37	0.50	0.0150	0.0200
G	1.78	2.04	0.0701	0.0807
H	0.013	0.100	0.0005	0.0040
J	0.085	0.177	0.0034	0.0070
K	0.35	0.69	0.0140	0.0285
L	0.89	1.02	0.0350	0.0401
S	2.10	2.64	0.0830	0.1039
V	0.45	0.60	0.0177	0.0236



IMPORTANT NOTICE

AiT Semiconductor Inc. (AiT) reserves the right to make changes to any its product, specifications, to discontinue any integrated circuit product or service without notice, and advises its customers to obtain the latest version of relevant information to verify, before placing orders, that the information being relied on is current.

AiT Semiconductor Inc.'s integrated circuit products are not designed, intended, authorized, or warranted to be suitable for use in life support applications, devices or systems or other critical applications. Use of AiT products in such applications is understood to be fully at the risk of the customer. As used herein may involve potential risks of death, personal injury, or severe property, or environmental damage. In order to minimize risks associated with the customer's applications, the customer should provide adequate design and operating safeguards.

AiT Semiconductor Inc. assumes to no liability to customer product design or application support. AiT warrants the performance of its products of the specifications applicable at the time of sale.