



DESCRIPTION

- The MM5Z2V2B~MM5Z39B are available in SOD-523 Package

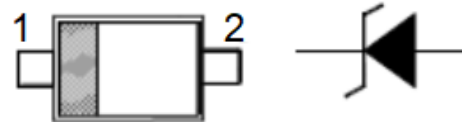
FEATURE

- Total power dissipation: max. 200 mW
- Small plastic package suitable for surface mounted design
- High Reliability

ORDERING INFORMATION

Package Type	Part Number	
SOD-523	MM5Z2V2B	MM5Z10B
	MM5Z2V4B	MM5Z11B
	MM5Z2V7B	MM5Z12B
	MM5Z3V0B	MM5Z13B
	MM5Z3V3B	MM5Z15B
	MM5Z3V6B	MM5Z16B
	MM5Z3V9B	MM5Z18B
	MM5Z4V3B	MM5Z20B
	MM5Z4V7B	MM5Z22B
	MM5Z5V1B	MM5Z24B
	MM5Z5V6B	MM5Z27B
	MM5Z6V2B	MM5Z30B
	MM5Z6V8B	MM5Z33B
	MM5Z7V5B	MM5Z36B
	MM5Z8V2B	MM5Z39B
	MM5Z9V1B	
SPQ	3.000pcs/Reel	
AiT provides all RoHS Compliant Products		

PIN DESCRIPTION



1.Cathode
2.Anode



ABSOLUTE MAXIMUM RATINGS

T_A=25°C

Parameter	Symbol	Value	Unit
Power Dissipation	P _{tot}	200	mW
Junction Temperature	T _j	150	°C
Storage Temperature Range	T _{stg}	-55 to +150	°C

Stresses above may cause permanent damage to the device. These are stress ratings only and functional operation of the device at these or any other conditions beyond those indicated in the Electrical Characteristics are not implied. Exposure to absolute maximum rating conditions for extended periods may affect device reliability.

ELECTRICAL CHARACTERISTICS

T_A=25°C

Parameter	Symbol	Max.	Unit
Thermal Resistance Junction to Ambient Air	R _{thA}	635	°C/W
Forward Voltage at I _F = 10 mA	V _F	0.9	V



ELECTRICAL CHARACTERISTICS

T_A=25°C, Otherwise specific.

Part Number	Zener Voltage Range ⁽¹⁾				Dynamic Impedance ⁽²⁾		Reverse Leakage Current	
	V _{ZT} (V)			I _{ZT}	Z _{ZT}	@ I _Z	I _R	@ V _R
	Min.	Nom.	Max.	mA	Ω max	mA	μA max	V
MM5Z2V2B	2.100	2.200	2.400	5	100	5	120	0.7
MM5Z2V4B	2.300	2.400	2.650	5	100	5	120	1.0
MM5Z2V7B	2.650	2.700	2.950	5	110	5	120	1.0
MM5Z3V0B	2.950	3.000	3.250	5	120	5	50	1.0
MM5Z3V3B	3.250	3.300	3.550	5	120	5	20	1.0
MM5Z3V6B	3.600	3.600	3.845	5	100	5	10	1.0
MM5Z3V9B	3.890	3.900	4.160	5	100	5	5	1.0
MM5Z4V3B	4.170	4.300	4.430	5	100	5	5	1.0
MM5Z4V7B	4.550	4.700	4.750	5	100	5	2	1.0
MM5Z5V1B	4.980	5.100	5.200	5	80	5	2	1.5
MM5Z5V6B	5.490	5.600	5.730	5	60	5	1	2.5
MM5Z6V2B	6.060	6.200	6.330	5	60	5	1	3.0
MM5Z6V8B	6.650	6.800	6.930	5	40	5	0.5	3.5
MM5Z7V5B	7.280	7.500	7.600	5	30	5	0.5	4.0
MM5Z8V2B	8.020	8.200	8.360	5	30	5	0.5	5.0
MM5Z9V1B	8.850	9.100	9.230	5	30	5	0.5	6.0
MM5Z10B	9.770	10.000	10.210	5	30	5	0.1	7.0
MM5Z11B	10.760	11.000	11.220	5	30	5	0.1	8.0
MM5Z12B	11.740	12.000	12.240	5	30	5	0.1	9.0
MM5Z13B	12.910	13.000	13.490	5	37	5	0.1	10.0
MM5Z15B	14.340	15.000	14.980	5	42	5	0.1	11.0
MM5Z16B	15.850	16.000	16.510	5	50	5	0.1	12.0
MM5Z18B	17.560	18.000	18.350	5	65	5	0.1	13.0
MM5Z20B	19.520	20.000	20.390	5	85	5	0.1	15.0
MM5Z22B	21.540	22.000	22.470	5	100	5	0.1	17.0
MM5Z24B	23.720	24.000	24.780	5	120	5	0.1	19.0
MM5Z27B	26.190	27.000	27.530	5	150	5	0.1	21.0
MM5Z30B	29.190	30.000	30.690	5	200	5	0.1	23.0
MM5Z33B	32.150	33.000	33.790	5	250	5	0.1	25.0
MM5Z36B	35.070	36.000	36.870	5	300	5	0.1	27.0
MM5Z39B	37.000	39.000	41.000	5	100	5	2	30.0

Note

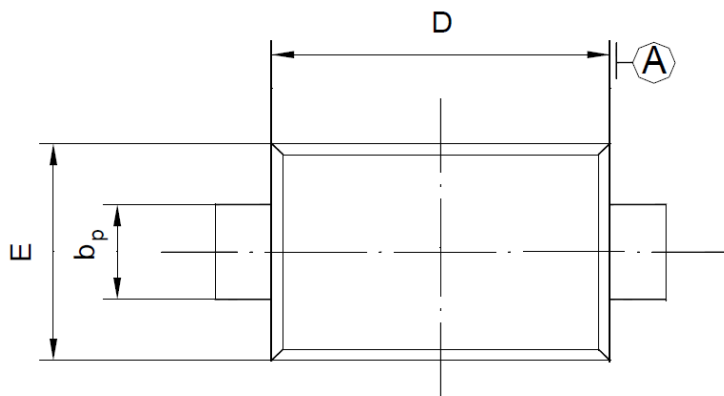
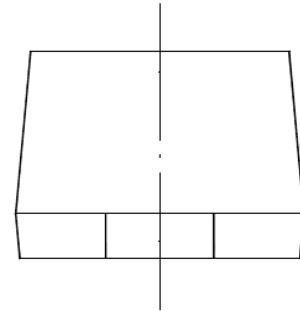
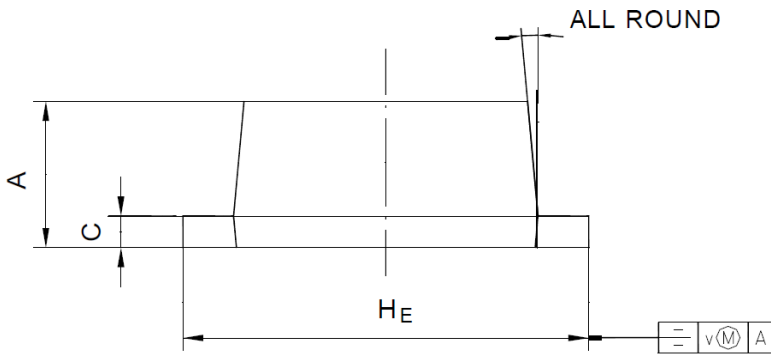
⁽¹⁾ V_Z is tested with pulses (20 ms).

⁽²⁾ Z_{ZT} is measured at I_Z by given a very small A.C. current signal.



PACKAGE INFORMATION

Dimension in SOD-523 (Unit: mm)



UNIT	Min	Max
A	0.600	0.700
b _p	0.300	0.400
C	0.100	0.135
D	1.150	1.250
E	0.750	0.850
H _E	1.500	1.700
V	0.10	
	5°	



IMPORTANT NOTICE

AiT Semiconductor Inc. (AiT) reserves the right to make changes to any its product, specifications, to discontinue any integrated circuit product or service without notice, and advises its customers to obtain the latest version of relevant information to verify, before placing orders, that the information being relied on is current.

AiT Semiconductor Inc. integrated circuit products are not designed, intended, authorized, or warranted to be suitable for use in life support applications, devices or systems or other critical applications. Use of AiT products in such applications is understood to be fully at the risk of the customer. As used herein may involve potential risks of death, personal injury, or server property, or environmental damage. In order to minimize risks associated with the customer's applications, the customer should provide adequate design and operating safeguards.

AiT Semiconductor Inc. assumes to no liability to customer product design or application support. AiT warrants the performance of its products of the specifications applicable at the time of sale.